

LEG Motorized Systems
 20258 NE 15th Ct Miami, FL 33179
 TEL: 800 44.MOTOR (6867) 305 653.0337



E-Mail: sales@legmotorizedsystems.com

“SILHOUETTE” MOTORIZATION SYSTEM
SILHOUETTE’S & VIGNETTE’S NEW OR RETRO FITTING

DEALER NET MARC-18-2012

Putting DC Motor in Existing “Silhouette”

For larger sizes: see CTS Sil prices (AC Motors)

file: Silhoutte_Dealer

\$260 * to put motor in Customers Shade (includes adaptors for 1” or 1.5” tube)
 up to 7’6”width x 9 ft Tall DC motors *ANYTHING OVER THIS MUST HAVE AC MOTORS

**AC motors on anything that has Over sized Tubes

FEATURE

the newest in Soft Shade Systems can be motorized Using the manufacture’s existing headrail.
 Can operate shades. Individual or simultaneously off one switch or IR-remote control

Send in your complete manual soft shade unit for Motorization.

Motor system will be 12 VDC and fully incorporated inside headrail.

Safe, easy, low voltage operation and installation.

IMPORTANT PRODUCT INFORMATION

*Head rail systems are original products.

*Low voltage wiring is safe and easy. Check with LEG for wiring information

Or group wiring and simultaneous controls.

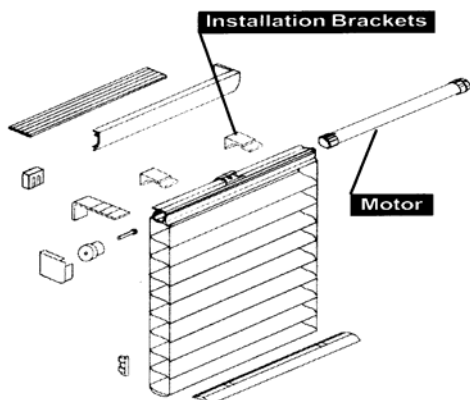
*All limit switches are pre-set for automatic stop at top and bottom position.







*Slat position can be precisely controlled by pulsing accuracy 5-position switch or optional IR-DC control.

SILHOUETTE MOTORIZATION SIZE STANDARDS

MIN width 25 ” max 7’-6” max ht 108”

HARDWARE PARTS



PART	PART #	DESCRIPTION
	SC10100	Crown for the NEW Silhouette® Tube
	SD10200	Drive for the NEW Silhouette® Tube
	SS10300	Crown and Drive Set for the NEW Silhouette® Tube
	VC20100	Crown for the Vignette® Tube
	VD20200	Drive for the Vignette® Tube
	VS20300	Crown and Drive Set for the Vignette® Tube



MOTORIZED SYSTEMS

Mail: sales@legmotorizedsystems.com

LEG Motorized Systems

20258 NE 15th Ct Miami, FL 33179

TEL: 800 44-MOTOR (6867) 305-653-0337-

“SILHOUETTE” MOTORIZATION SYSTEM

Silhouette's & Vignette's LT30 Automation System

DEALER NET

Putting #LT30 Motor in Existing “Silhouette”



WIREFREE CONNECTIONS

file: Silhoutte LT30_Dealer

SIL.LT30.PDF

Mar-2-2010

\$350* to put motor in Customers Shade
up to 7'6" width x 9 ft Tall DC motors

BUILT IN RF

Connection to HOME AUTOMATION

Includes BATTERY BACK

Includes 4-function TELIS Control

FEATURE

the newest in Soft Shade Systems can be motorized Using the manufacture's existing headrail. Can operate shades. Individual or simultaneously off **RF**-remote control

Send in your complete manual **Silhouette** shade unit for Motorization.

Motor system will be 12 VDC **Battery WAND**.

Safe, easy, BATTERY operation and installation.

IMPORTANT PRODUCT INFORMATION

*Head rail systems are original products.

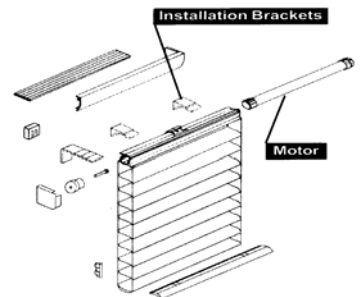
*BATTERY is safe and easy. Check with LEG for wiring information

*All limit switches are pre-set for automatic stop at top and bottom position.

*Slat position can be precisely controlled by pulsing **RF**- control.

SILHOUETTE MOTORIZATION SIZE STANDARDS

MIN width 25 " max 7'-6" max ht 108"
HARDWARE PARTS




LT30 Motor 12 V DC “ <u>WIREFREE</u> ”	
Crown & Drive for Silhouette	
Battery Wand Pack (<i>refillable</i>)	
Clips for Battery Wand	
TELIS-5 hand control	 <small>CAT. NO. 1810974 CAT. NO. 1810648</small>



LEG Motorized Systems
 20258 NE 15th Ct Miami, FL 33179
 800 44-MOTOR (6867) 305-653-0337

“SILHOUETTE” MOTORIZATION SYSTEM

Silhouette’s & Vignette’s ESI RF Automation System
 DEALER NET



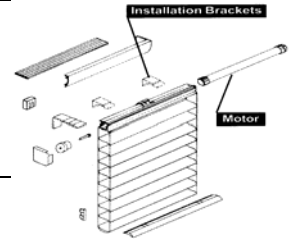
Putting #25S Motor in Existing “Silhouette”

file: Silhoutte ESI 25S _Dealer SIL.ESI25s.PDF

June-12-2010

\$464 *

**to put motor in Customers Shade
 up to 7’6”width x 9 ft Tall DC motors**



FEATURE

the newest in Soft Shade Systems can be motorized Using the manufacture’s existing headrail. Can operate shades.Individual or simultaneously off **RF or IR** –remote control
 Send in your complete manual soft shade unit for Motorization.
 Motor system will be 12 VDC.
 Safe, easy, low voltage operation and installation.

IMPORTANT PRODUCT INFORMATION

- *Head rail systems are original products.
- *Low voltage wiring is safe and easy. Check with **LEG** for wiring information Or group wiring and simultaneous controls.
- *All limit switches are pre-set for automatic stop at top and bottom position.
- *Slat position can be precisely controlled by pulsing **RF**- control.

SILHOUETTE MOTORIZATION SIZE STANDARDS

MIN width 25 ” max 7’-6”
max ht 108”

HARDWARE PARTS

M25S	M25 Dual Standard Motor	
0128DC		
PC M25	2 Conductor, 25 AWG motor cable	
MCD 2536A	36mm Round Crown & Drive to Fit Silhouette	
MBRK M25 A	M25 Crown-Cornice End cap Plate	
	DC Power Supply	
IR Hand Control		
DUAL Hand Control		